


30 Stocks, One Focus, so you can Invest with Clarity!

Aditya Birla Sun Life Focused Equity Fund

(An Open ended Large cap Equity Scheme investing in maximum 30 stocks)

Monthly SIP of **₹10,000**
started 17 years[#] ago,

would have grown to
₹78.41 Lakhs
TODAY!



Investment of
₹1 Lakh



grew to



₹10.19 Lakhs
in 17 years[#]

[#]Inception date: October 24, 2005

Why invest in Aditya Birla Sun Life Focused Equity Fund?



Focused investment strategy
with up to 30 high-quality
companies.



Provides stability by investing
in top companies with growth
potential.



Offers better scope for capital
appreciation with focused
approach.



For quick transaction,
generate your exclusive

• ABSLMF •

PARTNER



EASYLINK

CLICK HERE



Scan QR code
to know more about the fund



Scheme Performance Summary

Aditya Birla Sun Life Focused Equity Fund - Regular Plan - Growth Option					NAV as on July 31, 2023: ₹101.96				
Fund manager: Kunal Sangoi (Since May 2021) & Dhaval Joshi (Since November 2022)									
Particulars	CAGR % Returns								
	Since Inception	5 Years	3 Years	1 Year					
Aditya Birla Sun Life Focused Equity Fund	13.95%	11.60%	20.47%	14.44%					
B: Nifty 500 TRI	13.87%	13.29%	24.91%	17.25%					
AB: Nifty 100 TRI	14.24%	13.42%	22.38%	16.93%					
Current Value of Standard Investment of ₹10,000 invested (in ₹)									
Aditya Birla Sun Life Focused Equity Fund	1,01,967	17,314	17,484	11,452					
B: Nifty 500 TRI	1,00,657	18,666	19,490	11,735					
AB: Nifty 100 TRI	1,06,668	18,773	18,329	11,703					
Inception Date: October 24, 2005									

Past performance may or may not be sustained in future. The above performance is of Regular Plan - Growth Option. Kindly note that different plans have different expense structure. Load and Taxes are not considered for computation of returns. When scheme/additional benchmark returns are not available, they have not been shown. Total Schemes managed by Mr. Kunal Sangoi is 3. Total Schemes managed by Mr. Dhaval Joshi is 50. The scheme is currently managed by Mr. Kunal Sangoi since May 07, 2021 (2.2) years & Mr. Dhaval Joshi since November 21, 2022 (0.7) years.

PERFORMANCE OF OTHER OPEN ENDED SCHEME MANAGED BY MR. DHAVAL JOSHI						
Fund Manager: Mr. Dhaval Joshi						
Schemes Name	CAGR % Returns					
	5 Years		3 Years		1 Year	
	Scheme	Benchmark	Scheme	Benchmark	Scheme	Benchmark
Aditya Birla Sun Life Small Cap Fund	10.47%	15.05%	34.71%	39.75%	26.00%	32.34%
Aditya Birla Sun Life Infrastructure Fund	14.58%	15.96%	38.78%	26.33%	41.37%	25.73%
Aditya Birla Sun Life Equity Advantage Fund	9.49%	14.85%	21.36%	28.53%	14.29%	20.49%
Aditya Birla Sun Life Midcap Fund	11.84%	17.24%	30.11%	35.20%	17.81%	26.98%
Aditya Birla Sun Life Dividend Yield Fund	12.53%	13.29%	26.10%	24.91%	25.95%	17.25%
Aditya Birla Sun Life Banking & Financial Services Fund	9.36%	12.45%	28.34%	24.64%	26.44%	17.56%

Note:

a. Mr. Dhaval Joshi manages 50 open-ended schemes of Aditya Birla Sun Life Mutual Fund.

b. Different plans shall have a different expense structure. The performance details provided herein are Regular Plan - Growth Option.

PERFORMANCE OF OTHER OPEN ENDED SCHEMES MANAGED BY MR. KUNAL SANGOI						
Fund Manager: Mr. Kunal Sangoi						
Schemes Name	CAGR % Returns					
	5 Years		3 Years		1 Year	
	Scheme	Benchmark	Scheme	Benchmark	Scheme	Benchmark
Aditya Birla Sun Life Digital India Fund	20.39%	15.10%	27.21%	17.64%	12.70%	3.76%
Aditya Birla Sun Life Pure Value Fund	9.01%	13.29%	29.35%	24.91%	26.47%	17.25%



Note:

a. Mr. Kunal Sangoi manages 3 open-ended schemes of Aditya Birla Sun Life Mutual Fund.

b. Different plans shall have a different expense structure. The performance details provided herein are Regular Plan - Growth Option.

SIP PERFORMANCE - REGULAR PLAN - GROWTH (ASSUMING SIP OF ₹10,000 PER MONTH)				
Fund Manager: Mr. Kunal Sangoi and Mr. Dhaval Joshi				
Particulars	Since Inception	5 Years	3 Years	1 Year
Total Amount Invested (in ₹)	21,40,000	6,00,000	3,60,000	1,20,000
Market Value of amount Invested	78,41,701	8,75,666	4,46,330	1,32,836
Scheme Returns (CAGR)	13.12%	15.12%	14.50%	20.52%
B: NIFTY 500 TRI Returns (CAGR)	13.19%	18.02%	17.76%	23.72%
AB: NIFTY 100 TRI Returns (CAGR)	13.38%	16.89%	16.50%	21.01%

Date of First Installment: November 01, 1995 & Scheme Inception Date: October 24, 2005. Past Performance may or may not be sustained in future. For SIP returns, monthly investment of equal amounts invested on the 1st day of every month has been considered.

PRODUCT LABEL			
Name of Scheme	This product is suitable for investors who are seeking*:	Riskometer	Benchmark Riskometer Nifty 500 TRI
Aditya Birla Sun Life Focused Equity Fund (An Open ended Large cap Equity Scheme investing in maximum 30 stocks)	<ul style="list-style-type: none"> Long term capital growth with exposure limited to a maximum of 30 stocks Investments in equity and equity related securities to form a concentrated portfolio 	 <p>RISKOMETER Investors understand that their principal will be at Very High risk</p>	 <p>RISKOMETER Benchmark Riskometer is at Very High risk</p>
*Investors should consult their financial advisors if in doubt whether the product is suitable for them.			

Data as on July 31, 2023 | B: Benchmark | AB: Additional Benchmark

Contact your financial advisor for further details OR Visit - www.mutualfund.adityabirlacapital.com

Follow us at    

Mutual Fund Investments are subject to market risks, read all scheme related documents carefully.